

The BryteWave™ K–12 Edition app is available for iOS and Android devices with access to Google Play, as well as Nook HD and HD+, Kindle Fire HD and HDX, and Windows/Mac.

School name:

Step 1: Log in to the BryteWave K–12 Edition app

- Download and install the BryteWave K–12 Edition app from the App store, Google Play, or the Amazon App store.
- Launch the mobile app.
- In the **Location** drop-down, select your state or province.
Note: If you are not in the US or Canada, select **Other**.
- In the **School** field, type the first three letters of your school's name. A suggestion list appears.
- Find and select your school's name.
- Enter your **Username** and **Password**.

Username:

Password:

- If you are on a private/safe/secure device and want to skip Steps c-f the next time you access the mobile app, select the **Stay logged in** checkbox.

Follett

Search your Follett collection

Location

Any Location

School

Enter your school's name or FollettShelf URL

Username

Password

Stay logged in
This is a trusted device.


Exit Application Log In

[Terms of Use](#)





Copyright © 2015, Follett School Solutions, Inc. All Rights Reserved.
Version 2.1.0 2015-05-06 (rev. release/2.1.0.fd56ae0)

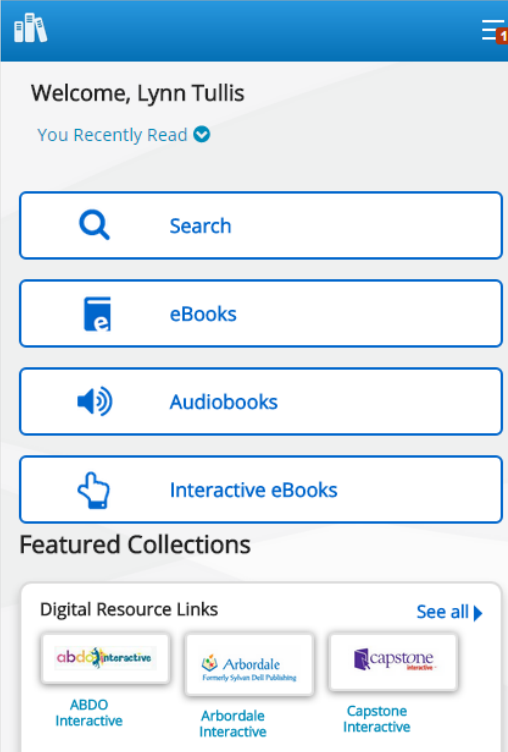
Step 2: Access and check out eBooks

- Tap **My Library** to access your school's eBooks.
- Use the following table to choose what you want to do:

If you want to...	Then...
Search for all resource types (print and digital)	<ol style="list-style-type: none"> Click Search. Type a search term, and then click  or press Return or Enter. From the All tab, browse all of your library's resources, or limit your search results to a specific format by clicking the Books, Digital, or Databases tabs.
Search for a specific type of digital resource (eBooks, Audiobooks, or Interactive eBooks)	<ol style="list-style-type: none"> Click the type of resource you are looking for: eBooks, Audiobooks, or Interactive eBooks. Browse the search results, or type a search term in the Search all field to narrow your search.

- Use the following table to see how to check out eBooks:

If you want to...	Then...
Check out an eBook from the search results	<ul style="list-style-type: none"> Click Checkout. <div data-bbox="1039 990 1890 1209" style="border: 1px solid #ccc; padding: 10px; margin-top: 10px;">  <p>Atoms and molecules Aloian, Molly. Follett eBook Series: Why chemistry matters Published: 2009 Reading Level: 6.3 Interest Level: 3-6 Lexile: IG 860</p> <div style="display: flex; justify-content: space-between; align-items: center;"> <div style="border: 1px solid #ccc; padding: 5px; border-radius: 5px;">  Open </div> <div style="border: 1px solid #ccc; padding: 5px; border-radius: 5px;">  Checkout </div> <div style="border: 1px solid #ccc; padding: 5px; border-radius: 5px;">  Favorite </div> </div> </div>



Welcome, Lynn Tullis

You Recently Read

Search

eBooks

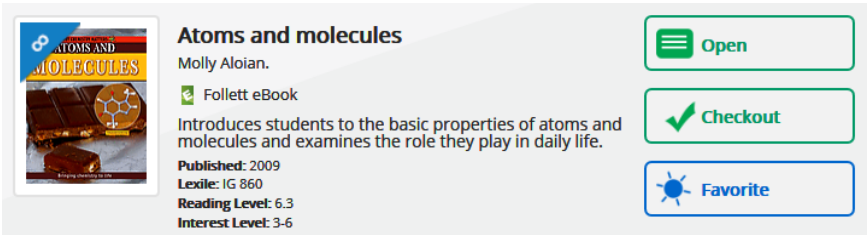

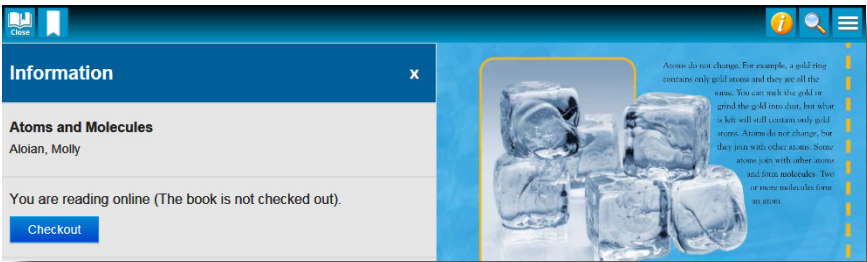
Audiobooks

Interactive eBooks

Featured Collections

Digital Resource Links [See all](#)

ABDO Interactive Arbordale Interactive Capstone Interactive

If you want to...	Then...
Check out an eBook from the title details	<ul style="list-style-type: none"> Click Checkout. 
Check out an eBook that you have opened	<ul style="list-style-type: none"> From the top toolbar, select  > Checkout. 


Note: You can read an eBook online without checking it out; however, if you close the eBook or it times out, it becomes available for others to check out.

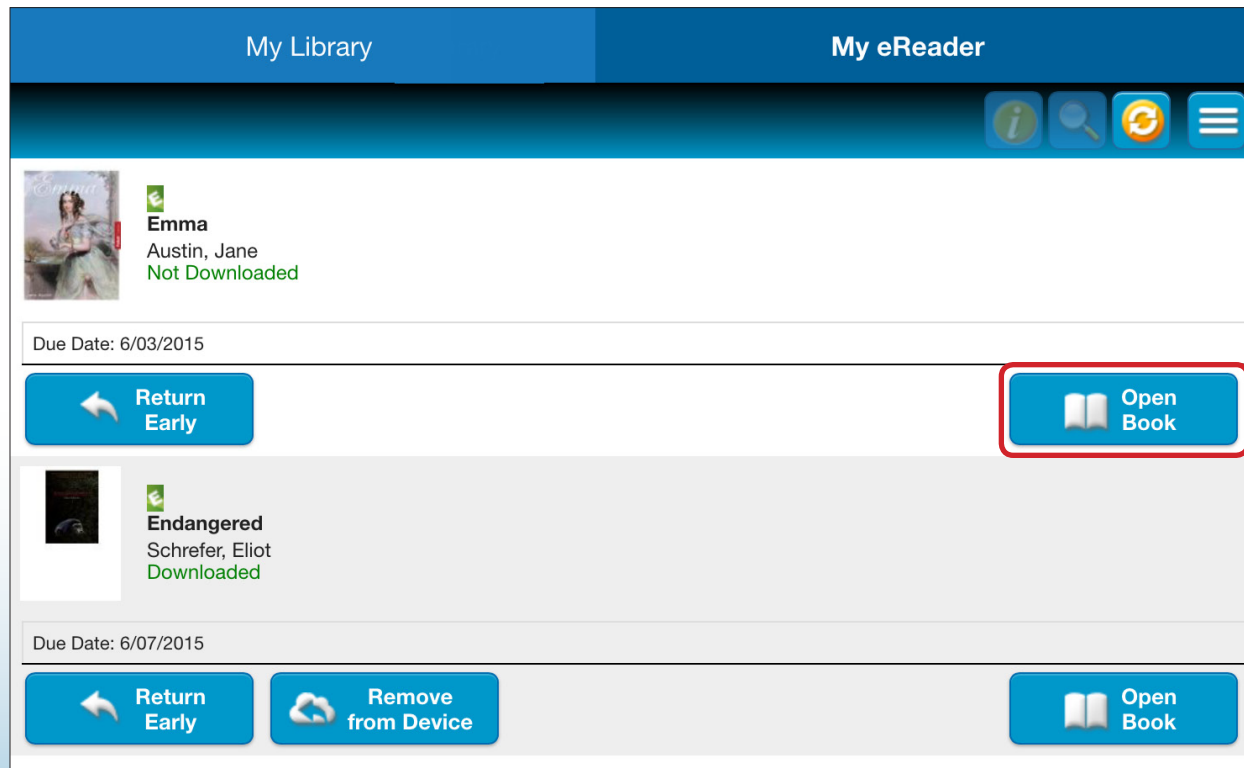
Important: To have an eBook available for offline reading, you must check it out and then download it to a device while you are online.

Step 3: Read or download a checked-out eBook

a. Tap **My eReader**.

Note: If you do not see **My eReader**, tap  > **My eCheckouts**.

b. If you do not see your latest checkouts, tap . Then, next to the eBook you want to read or download for offline reading, tap **Open Book**.



c. Use the following table to choose what you want to do:

If you want to...	Then...
Read an eBook online without downloading it	<ol style="list-style-type: none"> Next to the eBook you want to read or download for offline reading, tap Open Book. In the Confirm Download pop-up, select Continue reading online. The eBook opens.
Download an eBook to read offline	<ol style="list-style-type: none"> Next to the eBook you want to read or download for offline reading, tap Open Book. In the Confirm Download pop-up, select Download Title. The eBook opens for online reading, and the download progress appears at the top of the page.
Play an audiobook (downloading is required)	<ul style="list-style-type: none"> Next to the title, click Download. The download progress appears.

Note: To access an eBook or audiobook and corresponding notes that are downloaded on another device, you need to move the book back online. From the device it's downloaded on, tap **My eReader** > **Remove from Device**. Then, complete Step 3 to read or download the checked-out eBook.

